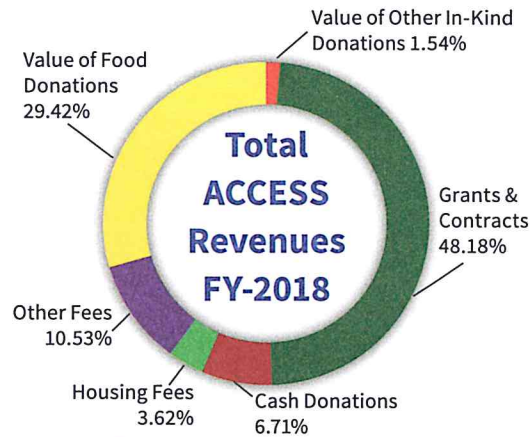
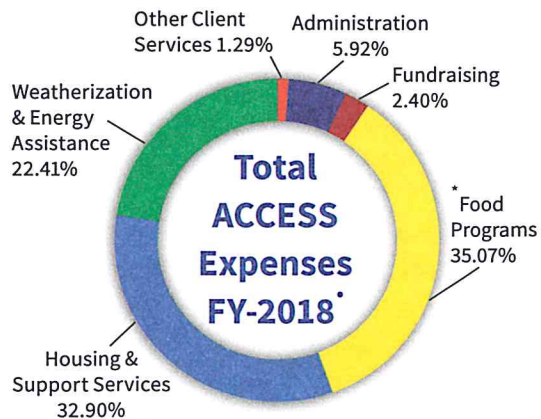


ACCESS Financial Statement

(unaudited)



\$18,015,620



\$17,651,477

*July 1, 2017 through June 30, 2018

For ACCESS' latest financial statements, visit www.accesshelps.org

*Includes value of donated food.

Through partnership with a caring community, ACCESS provides immediate and long-term solutions that lead people in need toward self-sufficiency.

ACCESS BOARD OF DIRECTORS

Julie Brown, Chair
 J.R. Wheeler, Vice Chair
 Cathie Davis, Past Chair
 Eric Foster, Treasurer
 Jonathan Bilden, Secretary
 Jacquelyn Bunick
 Daniel Bunn
 Lilia Caballero
 Ed Chun
 Paul Coombs
 Brad Earl
 Dennis Richardson
 Philip Smith
 Kathy Sperle
 Michael Zarosinski



3630 Aviation Way | Medford, OR 97504

541.779.6691 | info@accesshelps.org


www.facebook.com/accesshelps

www.accesshelps.org



BY HELPING OUR NEIGHBORS WITH
FOOD, WARMTH AND SHELTER


2017 - 2018 IMPACT REPORT



CHILDREN • FAMILIES • VETERANS
SENIORS • PEOPLE WITH DISABILITIES

ACCESS Community Impact

- 42,425** people were served by ACCESS last year
- 33%** of those warmed, fed or sheltered were children
- 22%** of those we helped last year were seniors on fixed income
- 1,290** contacts were made with seniors by our Senior Navigator and through our Senior Companion Program
- 5,736** households kept warm in the winter months
- 4,364,001** pounds of food moved through our food warehouse



NUTRITION

This year, ACCESS moved **4,364,001** pounds of food through our warehouse, an increase of 204,000 pounds from 2017. Our network of more than **24** food pantries, five production gardens, meal programs and shelters was a lifeline for people in need, including children, families, veterans and seniors.

Last year, we served:

26,682



How much food is distributed?

Each year, we need to work harder to find more food to help cover the ever increasing need of people who are experiencing hunger.



This represents 109 full semi trucks per year

ADDITIONAL NUTRITION PROGRAMS:

■ **30** Cooking Skills Educators (CSEs) held **75** cooking demos, **73** cooking classes and eight major trainings. Demos and classes were held at grocery stores, growers markets, food pantries, community events, health centers and partner agency sites. Through these **148** events, we reached **3,016** people, helping our neighbors eat healthier. Volunteers contributed a total of **996** hours to make the cooking skills classes a great success. ACCESS Food Share Gardens volunteers contributed more than **4,000** hours providing **28,264** pounds of fresh organic vegetables to local families.

VOLUNTEERS



59,226
hours

Thank you to our **1,154** loyal volunteers who donated **59,226** hours of their precious time to help our neighbors!

59,226 hours = \$1,479,785

Value in donated labor helping ACCESS build community

MEDICAL EQUIPMENT

“We want to thank ACCESS for making medical equipment available, at no cost, for anyone who needs it. This is a wonderful concept for those whose need is for only a very short time for those who could not afford it.”

— D. Murdoch, ACCESS Donor

- **5,353** people borrowed medical equipment last year, from crutches to hospital beds (97% increase from last year)
- Loaned **6,450** pieces of medical equipment at no direct cost to the community
- Total community savings equivalent to **\$1,090,010** in rental/purchase costs

ACCESS WILL NEVER LEAVE A VETERAN BEHIND

At ACCESS, we are committed to ensuring veterans who are struggling with homelessness find and obtain a safe, affordable place to call home.

In the past year, utilizing the Supportive Services for Veteran Families (SSVF) grant, ACCESS was able to assist **409** veterans with affordable housing and other vital resources in Jackson County. Local landlords and property owners have stepped up to work with us to meet this need.



ENERGY ASSISTANCE & WEATHERIZATION

ACCESS provides low-income residents, especially families with children, seniors and people with disabilities, with no-cost energy efficient upgrades to their homes. This includes installation of insulation, heating system repairs, air sealing and a variety of other measures.

Last year, the ACCESS Weatherization Program completed the following:

- Performed weatherization services on **95** homes, saving occupants an average of \$360 annually. This allowed additional resources to pay bills, buy food and basic essentials.

Energy Assistance Program helped provide:

- Energy assistance to **5,736** households representing **13,001** people, reducing their annual heating expenses and keeping them warm and comfortable during the cold winter months.

The foundation of a thriving community is characterized by the care and compassion we provide to those in need.

HOUSING

ACCESS is an approved HUD Counseling Agency that promotes affordable, stable rental and homeownership opportunities. ACCESS manages or owns **202** units of affordable housing targeted to families, seniors and people with disabilities.

Last year ...

- More than **1,249** individuals were helped with foreclosure issues or purchasing their first home. Seventy-one percent maintained their homeownership without foreclosure.
- We helped more than **1,033** individuals (homeless or at-risk of homelessness) with support that helped secure clean, safe and affordable rental housing.
- **423** were children under 18 years old who now have a place to live.
- **90%** of seniors assisted improved their ability to meet their daily needs and maintain housing.

